



SISRA Process • Track • Evaluate

---

**DISCOVER  
WHY WE  
HAVE**

---

**100,000<sup>+</sup>**



—————> users in over


**1,600 163**


schools in local authorities


# + What is SISRA Analytics?

→ Our web-based service for processing, tracking and analysing your Attainment and Progress data

 Bespoke tracking of KS3 students using your own chosen 'Life after Levels' solution

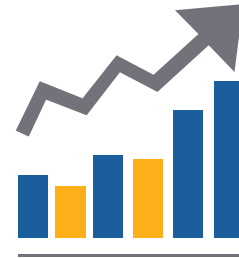
 Web-based – access your data from anywhere in the world

 Clear, interactive reports engage staff at all levels

 Complex discounting, first-entry and Attainment / Progress 8 rules applied automatically to headline figures

“SISRA Analytics is the most intuitive and innovative data analysis system I have seen – it makes the most complex data seem simple.”

**Data & Curriculum Manager,  
Derbyshire School**



**Up-to-date KS4 and KS5  
performance figures**

# + Online support



Our dedicated team can assist with your queries quickly and efficiently



Extended support times over the KS4 and KS5 results periods



**Free online support  
Mon-Fri 9am-5pm**

---

## What our customers have to say...



**90%** Saved time



**91%** Helped through inspection



**94%** Reduced workload



**99%** Are happy with the Analytics service

“To receive prompt and useful help on the busiest and most important day of the year was extremely impressive.”

**Deputy Head Teacher,  
Hampshire College**



# PROCESS

## Attainment and progress data for KS3, KS4 and KS5

- Your own bespoke grades for KS3 tracking
- All official exam grades and qualifications (e.g. 9-1 GCSE, BTEC, Cambridge National)
- Exam results, termly assessment data and targets
- Estimates such as FFT, MidYis and CATs
- KS2 levels, scaled scores, customised baselines and prior assessment data

“SISRA Analytics is an excellent tool to inform all levels of teachers in the school re the performance of our students, help with intervention, planning lessons and many more.”

**Assistant Head Teacher,  
Cornwall School**

Create your own bespoke grade methods

### Grade Methods for Key Stage 3/4

Method Name	Grades	Points Type	Actions																									
<b>9-1 Decimals</b> <small>- Displaying 15 of 90 grades</small>	<table border="1"> <tr> <td>9.9</td><td>9.8</td><td>9.7</td><td>9.6</td><td>9.5</td><td>9.4</td><td>9.3</td><td>9.2</td><td>9.1</td><td>8.9</td><td>8.8</td><td>8.7</td><td>8.6</td><td>8.5</td> </tr> </table>	9.9	9.8	9.7	9.6	9.5	9.4	9.3	9.2	9.1	8.9	8.8	8.7	8.6	8.5	Att 8 Points	<a href="#">/</a> <a href="#">X</a>											
9.9	9.8	9.7	9.6	9.5	9.4	9.3	9.2	9.1	8.9	8.8	8.7	8.6	8.5															
<b>9-1 sub grades</b> <small>- Displaying 15 of 36 grades</small>	<table border="1"> <tr> <td>9+</td><td>9-</td><td>9</td><td>9-</td><td>8+</td><td>8=</td><td>8</td><td>8-</td><td>7+</td><td>7</td><td>7-</td><td>6+</td><td>6</td><td>6-</td> </tr> </table>	9+	9-	9	9-	8+	8=	8	8-	7+	7	7-	6+	6	6-	Att 8 Points	<a href="#">/</a> <a href="#">X</a>											
9+	9-	9	9-	8+	8=	8	8-	7+	7	7-	6+	6	6-															
<b>BTEC Single</b> <small>- Displaying 15 of 20 grades</small>	<table border="1"> <tr> <td>D+ 8.5</td><td>D= 8.5</td><td>D- 8.5</td><td>D+ 8.5</td><td>D= 7</td><td>D- 7</td><td>D- 7</td><td>M+ 6</td><td>M= 6</td><td>M- 6</td><td>P+ 6</td><td>P= 6</td><td>P- 6</td> </tr> </table>	D+ 8.5	D= 8.5	D- 8.5	D+ 8.5	D= 7	D- 7	D- 7	M+ 6	M= 6	M- 6	P+ 6	P= 6	P- 6	Att 8 Points	<a href="#">/</a> <a href="#">X</a>												
D+ 8.5	D= 8.5	D- 8.5	D+ 8.5	D= 7	D- 7	D- 7	M+ 6	M= 6	M- 6	P+ 6	P= 6	P- 6																
<b>KS3 Above, On, Below</b>	<table border="1"> <tr> <td>A</td><td>O</td><td>B</td> </tr> </table>	A	O	B																								
A	O	B																										
<b>KS3 Mastery</b>	<table border="1"> <tr> <td>Exc 4</td><td>Mas 3</td><td>Sec 2</td><td>Dev 1</td> </tr> </table>	Exc 4	Mas 3	Sec 2	Dev 1																							
Exc 4	Mas 3	Sec 2	Dev 1																									
<b>KS3 Progress</b>	<table border="1"> <tr> <td>Except</td><td>Good</td><td>Expected</td><td>Below</td> </tr> </table>	Except	Good	Expected	Below																							
Except	Good	Expected	Below																									
	<table border="1"> <thead> <tr> <th>Name</th><th>A</th><th>I</th><th>E</th><th>B</th></tr> </thead> <tbody> <tr> <td><a href="#">Geography</a></td><td>8</td><td>76</td><td>103</td><td>23</td></tr> <tr> <td><a href="#">History</a></td><td>6</td><td>73</td><td>104</td><td>27</td></tr> <tr> <td><a href="#">RS</a></td><td>4</td><td>79</td><td>95</td><td>32</td></tr> <tr> <td>Summary</td><td>18</td><td>228</td><td>302</td><td>82</td></tr> </tbody> </table>	Name	A	I	E	B	<a href="#">Geography</a>	8	76	103	23	<a href="#">History</a>	6	73	104	27	<a href="#">RS</a>	4	79	95	32	Summary	18	228	302	82		
Name	A	I	E	B																								
<a href="#">Geography</a>	8	76	103	23																								
<a href="#">History</a>	6	73	104	27																								
<a href="#">RS</a>	4	79	95	32																								
Summary	18	228	302	82																								

Choose to use Attainment 8, bespoke or no points

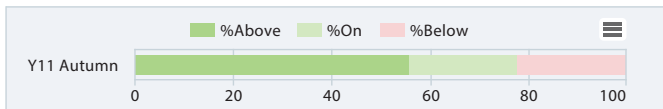


# TRACK

## Performance against expected progress, targets, predictions, and estimates

- Above, On or Below expectation at Student, Class, Qualification, Faculty and Filter level
- Compare final predictions with outcomes to evaluate the quality of internal assessments
- Evaluate the impact of Pupil Premium spend, intervention work and staff training

“SISRA Analytics has revolutionised our data analysis by allowing teachers, faculty leaders and SLT easy access to assessment data and analysis.”  
**Data Manager, Cumbria School**



Set up custom 'expected attainment pathways' and track students against them

### Qualifications

Qualification Name	Class	Eligibility	Type	Results Date	Grade	Points	EAP Grade	EAP Diff (whole)	EAP Diff (sub)	KS2 Core	EAP Baseline
Art	11BAr1	★	GCSE (A*-G)	13/08/2016	C=	5.00	D+	1	2	4.76	4a
DT Resistant Materials	11XRM1	★	GCSE (A*-G)	13/08/2016	B+	6.00	D+	2	6	4.76	4a
English Language	11EEn7	★	GCSE (9-1)	13/08/2016	3-	3.00	4=	-1	-4	4.62	4b



# EVALUATE

Performance at whole-school, faculty, class, student and vulnerable group level

- Analyse Attainment and Progress 8 by student and key groups
- Evaluate KS5 performance and progress
- Quick and easy identification of students not attaining any given headline measure

“An amazing analysis tool, I don't know what I would do without it!”  
**Data Manager, Leicester College**

A8/P8 Area - Overview Report - Filters Level Overview

Name	Filter Value	KS2 Prior	A8 Pts	A8 Avg Pts	A8 Est	Eng P8	Mat P8	A8 P8	Open P8	P8	Not Slots Filled
<a href="#">Armed Forces</a>	No	4.86	57.65	5.76	55.70	-0.021	-0.054				
<a href="#">Armed Forces</a>	Yes	4.77	59.00	5.90	53.66	0.057	1.005				
<a href="#">Attendance Group</a>	1. Below 85%	4.12	42.64	4.26	41.85	0.072	-0.782				
<a href="#">Attendance Group</a>	2. 85%-90%	4.69	55.05	5.50	52.64	-0.139	0.066				
<a href="#">Attendance Group</a>	3. 90%-95%	4.80	55.78	5.58	54.25	0.002	-0.026				
<a href="#">Attendance Group</a>	4. Above 95%	5.06	62.00	6.20	59.72	0.009	-0.008				
<a href="#">EAL</a>	No	4.85	57.54	5.75	55.52	-0.025	-0.025				
<a href="#">EAL</a>	Yes	5.07	61.43	6.14	60.05	0.126	-0.448				
<a href="#">Ethnic Code</a>	White and any other background	3.28	43.00	4.30	29.08	1.385	0.635				
<a href="#">Ethnic Code</a>	White and Black African	4.31	56.50	5.65	44.85	1.100	-0.310				
<a href="#">Ethnic Code</a>	White and Black Asian or Pakistani				62.58	-0.873	-0.798				
<a href="#">Ethnic Code</a>	White and Black Caribbean				55.84	-0.030	-0.032				

Compare Attainment or Progress of vulnerable groups, all on one page

Attainment 8 Qualifications

Qualification Name	Basket	Class	Eligibility	Type	Results Date	Grade	Att P Points	EAP Grade
English Language	Eng/Mat	11EE4	★	GCSE	13/08/2016	5+	10	4+
Maths	Eng/Mat	11MMA02	★	GCSE	13/08/2016	4+	8	4+
Science Additional	EBacc	11B15c2	★	GCSE	13/08/2016	C	5	D+
Science Core	EBacc	11B15c2	★	GCSE	13/08/2016	C	5	D+
PE	Open	11BSp1	★	GCSE	13/08/2016	C+	5	D+
English Literature	Open	11EE4	★	GCSE	13/08/2016	5+	5	4+
Art	Open	11AAr2	★	GCSE	13/08/2016	D+	4	D+
RS	N/A	11BR2	★	GCSE	13/08/2016	D+	4	D+
DT Food	N/A	11XFd1	★	GCSE	13/08/2016	D+	4	D+

View qualifications by Attainment 8 basket

# SISRA Observe

Empowering Improvement

In addition to Analytics, we also offer Observe which allows evidence from lesson observations (and more) to be recorded using your mobile device, tablet or laptop.

## Record

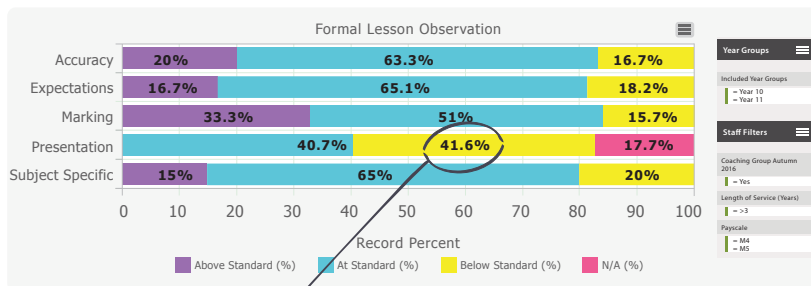
Create bespoke templates specific to your school's needs. You aren't limited to Ofsted's 1-4 grading

## Store

Have all your information to hand for inspections, performance reviews and meetings with stakeholders

## Analyse

Flexible and easy-to-use reports provide up-to-date analysis in just a few clicks



Drill down to investigate areas for development

Name	Faculty	Subject
Teacher 1	Maths	GCSE Maths
Teacher 2	Humanities	GCSE History
Teacher 3	ICT and Business	BTEC Business Studies

Review evidence recorded in an observation

Development Area  
Presentation  
Behaviour Management  
Marking and Feedback  
Use of TAs



Initiate conversations and provide support

Contact us to find out more or to book a free online demonstration with one of our Consultants.

[www.sisra.com](http://www.sisra.com)

+44 870 7576 750

[enquiries@sisra.com](mailto:enquiries@sisra.com)

@SISRAObserve

“SISRA Analytics has been a massive success, streamlining our data analysis and opening the world of student data to the whole staff body in an easy-to-use framework.”

**Assistant Head Teacher, Essex School**

---

**Contact us to book your free online demonstration.**



[www.sisra.com](http://www.sisra.com)



+44 870 7576 750



[enquiries@sisra.com](mailto:enquiries@sisra.com)



@SISRAAnalytics